



प्रधान आयुक्तालय, केंद्रीय माल एवं सेवाकर का कार्यालय,
Office of the Principal Commissioner of Central Goods and Services Tax,
 केंद्रीय माल एवं सेवाकर आयुक्तालय दिल्ली दक्षिण / CGST Delhi South Commissionerate
 द्वितीय एवं तृतीय तल, ई.आई.एल एनेक्सी बिल्डिंग / 2nd & 3rd Floor, EIL Annexe Building
 भीकाजी कामा प्लेस, नई दिल्ली - 110066 / Bhikaji Cama Place, New Delhi - 110066

फ.स.GEXCOM/TECH/TN/9/2025-TECH-O/o/PR COMM-R-CGST-DELHI(S)

दिनांक:- .01.2026

TRADE NOTICE NO. 16/2026

Attention of the Trade, Industries & field officers is invited to the **Trade Notice No. 01/2026-GST dated 28.01.2026** issued by the Central Board of Indirect Taxes & Customs (CBIC), Additional Director General of Systems regarding “**HSNS Cess – Login procedure and Filing Application for New Registration and Payment in the CBIC Taxpayer’s Portal**”.

2. Attention is invited to The Health Security se National Security Cess (HSNS Cess) 2025 Act, notified on 16.12.2025 and being introduced with effect from 01.02.2026.

3. The HSNS Cess Application functionalities will be developed and hosted on the designated portal (www.cbic-gst.gov.in) (herein after referred to as ‘Portal’) and will be functional from 01.02.2026.

4. The step-by-step procedure, for carrying out login Enrollment, Registration and Payment activities for taxable person on the portal, with Screenshot are enclosed as follows:

ANNEXURE A - REGISTRATION

ANNEXURE B - PAYMENT

ANNEXURE C - HELPDESK

5. This issues with approval of Principal Commissioner CGST Delhi South.

Additional Commissioner (Tech)
 CGST, Delhi South

Copy to:-

- 1) PS to Chief Commissioner, Central Tax, Delhi Zone.
- 2) PS to Principal Commissioner, CGST, Delhi North, Delhi West, Delhi South, Delhi East.
- 3) PS to Additional Commissioner, CGST, Delhi South.
- 4) All Divisional ACs/DCs of CGST Delhi South.
- 5) AC (Systems) for getting it uploaded on Commissionerate website
- 6) Notice Board/Guard File.

ANNEXURE A – REGISTRATION**ADVISORY ON HSNS- CESS TAXPAYER REGISTRATION UNDER CBIC-CENTRAL EXCISE TAXPAYER PORTAL**

The procedure for new taxpayers to login and register under HSNS CESS is explained as follows:

1. The portal for HSNS CESS is www.cbic-gst.gov.in



2. Click on **HSNS> HSNS(CESS) LOGIN** which leads to the relevant Taxpayer Login



3. The applicant needs to click the "New User" > "New Registration" icon as illustrated below:

The screenshot displays the 'HSNS Cess Login' interface. On the left, there are input fields for 'User ID *', 'Password *', and a CAPTCHA image showing 'X4tr'. Below these are 'LOGIN' and 'RESET' buttons. On the right, under 'Existing User', there are links for 'Forgot Password' and 'Unlock account'. Under 'New User', the 'New Registration' and 'ERIN Login' links are highlighted with red boxes. A 'Know your Jurisdiction' link is at the bottom right. The page header includes the Central Board of Indirect Taxes and Customs logo and the text 'Ministry of Finance - Department of Revenue'. A copyright notice '© Copyright Information 2025' is at the bottom.

4. The following particulars are required to be entered by the applicant:

- (i) **Name as mentioned in PAN**
- (ii) **PAN**
- (iii) **Mobile Number**
- (iv) **GSTIN & CE Registration Number if any (Not mandatory)**
- (v) **Email Address**
- (vi) **State of location of the business premises (to be selected from the dropdown menu)**
- (vii) **CAPTCHA**

Note: The One Time Password (OTP) and other communication will be sent to the above mobile number and email id.

The screenshot displays the 'HSNS Cess New Registration' interface. On the left, there are input fields for 'Name as mentioned in PAN *', 'PAN *', 'GSTIN', 'CE Registration Number', 'Mobile Number *', and 'Email Address *'. Below these is a 'Select a State*' dropdown menu and a CAPTCHA image showing 'KIR6u'. At the bottom are 'SUBMIT' and 'BACK TO LOGIN' buttons. On the right, there are sections for 'Existing User' (with 'Forgot Password' and 'Unlock account' links) and 'New User' (with 'New Registration' and 'ERIN Login' links). A 'Know your Jurisdiction' link is at the bottom right. The page header includes the Central Board of Indirect Taxes and Customs logo and the text 'Ministry of Finance - Department of Revenue'. A copyright notice '© Copyright Information 2025' is at the bottom.

5. PAN details are validated online with Income Tax Portal.

After the PAN details are validated successfully, an OTP will be generated and sent to the Mobile Number and e-mail Id provided by the applicant.

The applicant is required to enter the OTP received.

The screenshot displays the 'Health Security Se National Security Cess' portal. At the top left, the logo of the Central Board of Indirect Taxes and Customs, Ministry of Finance - Department of Revenue, is visible. The main heading is 'Health Security Se National Security Cess'. Below this, the user is prompted to 'Please Enter OTP'. A text input field contains the number '928311'. Below the input field, a green message states 'OTP sent successfully'. There are two buttons: a green 'SUBMIT' button and a grey 'Resend OTP' button. On the right side of the screen, there are two main sections: 'Existing User' and 'New User'. Under 'Existing User', there are links for 'Forgot Password' and 'Unlock account'. Under 'New User', there are links for 'New Registration' and 'ERN Login'. At the bottom right, there is a link for 'Know your Jurisdiction'. The footer contains the text '© Copyright Information 2025'.

6. After submitting OTP, screen message such as "Enrollment Reference Number (ERN) generated and sent to your mobile/ email." Will appear .

This screenshot shows the same portal as above, but with a confirmation message box overlaid. The message box is titled 'Confirmation' and contains the text: 'ERN generated and sent to your mobile/email. Please use the ERN Login option for Registration'. There is a 'Close' button in the bottom right corner of the message box. The background of the portal is dimmed. The 'Please Enter OTP' section now shows the message 'ERN generated and sent to your mobile/email. Please use the ERN Login option for Registration' instead of the 'OTP sent successfully' message. The 'SUBMIT' and 'Resend OTP' buttons are still present. The 'Existing User' and 'New User' sections remain visible. The footer text '© Copyright Information 2025' is also present.

7. A 15-digit(Alphanumeric) Enrollment Reference Number (ERN) will be generated and sent to the registered mobile number and e- mail Id. After that, the applicant should log in using the Enrollment Reference Number (ERN). An OTP will be generated and sent to the Mobile Number and e-mail Id provided by the applicant.

The screenshot shows the 'Enrollment Reference Number Login' page for the Health Security Se National Security Cess. The page is part of the Central Board of Indirect Taxes and Customs, Ministry of Finance - Department of Revenue. The left side of the page has a form with the following fields and buttons:

- Field: 270120260001ERN (pre-filled)
- Field: [Redacted]
- Field: dPazX [Icon]
- Buttons: Generate OTP, BACK TO LOGIN

The right side of the page has the following options:

- Existing User**
 - Forgot Password
 - Unlock account
- New User**
 - New Registration
 - ERN Login
- Know your Jurisdiction

© Copyright Information 2025

8. The applicant after entering the OTP should click the submit icon as below.

The screenshot shows the 'Please Enter OTP' page for the Health Security Se National Security Cess. The page is part of the Central Board of Indirect Taxes and Customs, Ministry of Finance - Department of Revenue. The left side of the page has a form with the following fields and buttons:

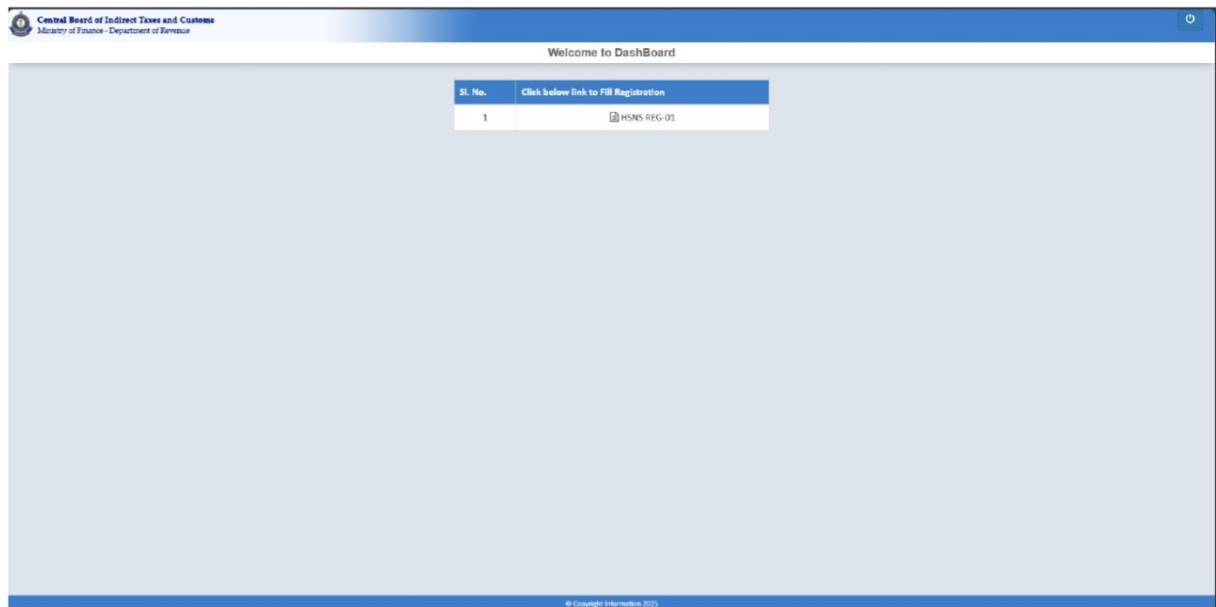
- Field: Enter OTP Received *
- Buttons: SUBMIT, Renewed OTP

The right side of the page has the following options:

- Existing User**
 - Forgot Password
 - Unlock account
- New User**
 - New Registration
 - ERN Login
- Know your Jurisdiction

© Copyright Information 2025

9. After successful submission, the applicant will be able to view the Taxpayer Dashboard as below:



10. The applicant who intends to register under HSNS-CESS in respect of Pan masala falling under Chapter 21069020 and other specified goods to be notified will file "HSNS REG-01 Form". The applicant can click on the Icon "HSNS REG-01" Form and fill the required details under each tab of the application form, upload relevant documents and submit the same to the Department.

An overview of "HSNS REG-01 Form" is given below:

Business details

The screenshot displays the 'HSNS REG-01' form with the following sections:

- Business Details:**
 - Legal Name (As per PAN) * PAN: 900KK1234X GSTIN Number (If Any): [Enter GSTIN (If Any)] CE Registration Number (If Any): [Enter CE Registration Number (If Any)]
 - Pract: [] Email Address * pratin@prate28@gmail.com Mobile Number * 9685741236
 - Trade Name (If Any): [] Constitution of Business * Limited Liability Partnership Date of Commencement of Business * 01/01/2026 Date on which liability to register arises * 01/01/2026
- Upload Documents:**
 - Document Name: [] Size: [] Action: []
 - No Documents Found.
 - Upload files for:
 - * PAN in JPEG format and file size upto 2mb*
 - * Constitution of Business in JPEG or PDF format and file size upto 2mb* (Document is not required for 'Proprietorship').
 - Data Saved Successfully.

Buttons: Save, Next

Postal Address of Business Premises

Central Board of Indirect Taxes and Customs
Ministry of Finance - Department of Revenue

HSNS REG-01

Business Details | **Address of Manufacturing Premises (Factory)** | Categorisation of Taxable Activity | Promoter Details | Authorized Signatory | Bank Details | Verification

Nature of Possession of Premises

Property Holding Rights *
Leased

Address of Manufacturing Premises (Factory)

Name of Building * Flat /Door /Block No. * Road /Street /Lane * City /District *
 02T 02T B/wan 121 Chennai

State /Union Territory * PIN Code * Phone Number * Mobile Number *
 Tamil Nadu 600028 944299240 944299240

Email Address
 hreg01@gmail.com

Jurisdiction Details

Commissionerate * Division * Range * Know your Jurisdiction
 CHENNAI-SOUTH SHOUNGANALLUR RANGE I

Boundaries of Premises to be Registered

East * West * South * North *
 text text text text

Upload Documents

Document Name	Size	Action
No Documents Found.		

Upload files for:
 Proof of Address of Premises in PDF file size upto 2mb* (in case of Rental/Lease then Rental/Lease Agreement to be uploaded in PDF format)

© Copyright Information 2025

Details of Place of Business

Central Board of Indirect Taxes and Customs
Ministry of Finance - Department of Revenue

HSNS REG-01

Business Details | **Address of Manufacturing Premises (Factory)** | Categorisation of Taxable Activity | Promoter Details | Authorized Signatory | Bank Details | Verification

Nature of Possession of Premises

Property Holding Rights *
Leased

Address of Manufacturing Premises (Factory)

Name of Building * Flat /Door /Block No. * Road /Street /Lane * City /District *
 02T 02T B/wan 121 Chennai

State /Union Territory * PIN Code * Phone Number * Mobile Number *
 Tamil Nadu 600028 944299240 944299240

Email Address
 hreg01@gmail.com

Jurisdiction Details

Commissionerate * Division * Range * Know your Jurisdiction
 CHENNAI-SOUTH SHOUNGANALLUR RANGE I

Boundaries of Premises to be Registered

East * West * South * North *
 text text text text

Upload Documents

Document Name	Size	Action
No Documents Found.		

Upload files for:
 Proof of Address of Premises in PDF file size upto 2mb* (in case of Rental/Lease then Rental/Lease Agreement to be uploaded in PDF format)

© Copyright Information 2025

Categorisation of Taxable Activity

Central Board of Indirect Taxes and Customs
 Ministry of Finance - Department of Revenue

HSNS REG-01

Business Details
Address of Manufacturing Premises (Factory)
Categorisation of Taxable Activity
Promoter Details
Authorized Signatory
Bank Details
Verification

Based on Section 4 and Schedule II of the HSNS Cess Act, 2025

Category of Taxable Person *

Nature of Control over Machine/Process *

CTH *

Description of Specified Goods (As per Schedule II) *

Previous Save Next

© Copyright Information 2025

Promoter Details

Central Board of Indirect Taxes and Customs
 Ministry of Finance - Department of Revenue

HSNS REG-01

Business Details
Address of Manufacturing Premises (Factory)
Categorisation of Taxable Activity
Promoter Details
Authorized Signatory
Bank Details
Verification

Sl. No	Name of the person	Designation	Name of Building	PIN Code	Mobile No	Email	Actions
1	test	Managing Director	test	600028	9442434240	regun5116@gmail.com	

Add

Promoter Details

Name of the Person *

Designation *

Address Details

Name of Building *

Flat / Floor / Block No. *

Road / Street / Lane *

City / District *

State / Union Territory

PIN Code *

Office Phone Number

Mobile Number *

Email Address *

PAN *

Upload Documents

Browse Documents

Document Name	Size	Action
No Documents Found.		

Upload files for:

Passbook and Account Statement in PDF or JPEG format with file size upto 2mb.

Add to List

© Copyright Information 2025

Authorized Signatory

Central Board of Indirect Taxes and Customs
Ministry of Finance - Department of Revenue

HSNS REG-01

Business Details | Address of Manufacturing Premises (Factory) | Categorisation of Taxable Activity | Promoter Details | **Authorized Signatory** | Bank Details | Verification

Sr No	Name of the Person	Designation	Name of Building	PIN Code	Phone Number	Email	Actions
1	test	Chief Executive Officer	test	609505	9442494240	ragun9516@gmail.com	

Name of the Person * Designation * PAN *

Address Details

Name of building * Flat /door /block No. * Road /Street /Lane * City /District *

State /Union Territory PIN Code * Phone Number Mobile Number *

Email Address *

Upload Documents

[Browse Documents](#)

Document Name	Size	Action
No Documents Found.		

Upload Files for:
 1 Authorization Letter in PDF format and file size upto 2mb*

[Add to List](#)

After filing all the data, Please click on Add to List Button and save the record before Submit.

[Previous](#) [Save](#) [Next](#)

© Copyright Informatica 2025

Bank Details

Central Board of Indirect Taxes and Customs
Ministry of Finance - Department of Revenue

HSNS REG-01

Business Details | Address of Manufacturing Premises (Factory) | Categorisation of Taxable Activity | Promoter Details | Authorized Signatory | **Bank Details** | Verification

No. of Accounts	Account Name/No	Bank	Branch	IFSC Code	Actions
No Records Found.					

[Add](#)

Account Details

Account Number * Account Type * IFSC Code * Name of the Bank *

Name of the Branch *

Upload Documents

[Browse Documents](#)

Document Name	Size	Action
No Documents Found.		

Upload Files for:
 1 Passbook and Account Statement in PDF or JPEG format with file size upto 2mb.

[Add to List](#)

After filing all the data, Please click on Add to List Button and save the record before Submit.

[Previous](#) [Save](#) [Next](#)

© Copyright Informatica 2025

Verification

Central Board of Indirect Taxes and Customs
Ministry of Finance - Department of Revenue

HSNS REG-01

Business Details | Address of Manufacturing Premises (Factory) | Categorisation of Taxable Activity | Promoter Details | Authorized Signatory | Bank Details | **Verification**

I, **Pratik** (Name of Authorized Signatory) hereby solemnly affirm and declare that the information given hereinabove is true and correct to the best of my knowledge and belief and nothing has been concealed therefrom. I undertake to comply with the provisions of the **Health Security or National Security Cess Act, 2025** and the rules made thereunder.

Date: 05-01-2026

Place: *
Chennai

Designation: *
CEO

• Data Saved Successfully.

Previous Save Submit

© Copyright Information 2025

List of Documents to be Uploaded (maximum 5 no. of documents each 2 mb(pdf/jpeg))

1. Proof of Constitution of business: (Partnership Deed, Certificate of Incorporation, etc.) (pdf)
2. Proof of address of premises: (Property Tax Receipt, Electricity Bill, Rent/Lease Agreement) (pdf)
3. Photo of Promoters/Partners/Directors (jpeg)
4. Proof of bank account: (Cancelled cheque or first page of passbook) (pdf)
5. Authorization letter: For the authorized signatory (pdf)

11. On successful submission of the application, Screen message will be displayed as below:

"Your application for HSNS Cess Registration in Form HSNS REG 01 is submitted successfully. Temporary Registration Number ABCDE1234FHS001 can be used for making payment of HSNS CESS "

Central Board of Indirect Taxes and Customs
Ministry of Finance - Department of Revenue

Business Details | Address of Manufacturing Premises (Factory) | Categorisation of Taxable Activity

I, **Pratik** (Name of Authorized Signatory) hereby solemnly affirm and declare that the information given hereinabove is true and correct to the best of my knowledge and belief and nothing has been concealed therefrom. I undertake to comply with the provisions of the **Health Security or National Security Cess Act, 2025** and the rules made thereunder.

Date: 05-01-2026

Place: *
Chennai

Designation: *
CEO

• Data Saved Successfully.

Previous Save Submit

© Copyright Information 2025

SUCCESS

Your application for HSNS Cess Registration in Form HSNS REG 01 is submitted successfully. Temporary Registration Number BVMFN1220CHS001 can be used for making payment of HSNS CESS

Close

12. The applicant can login to the portal with Temporary Registration Number as Username and the temporary password which is communicated through email and mobile.

On First such login the applicant will have to change the password

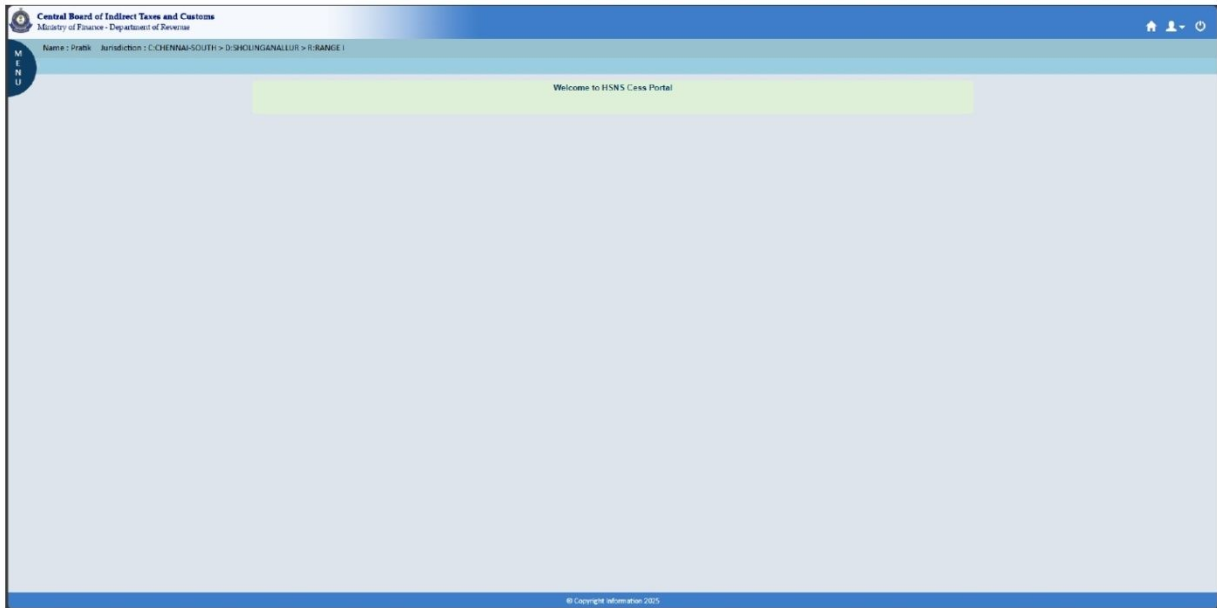
Condition:

“New Password” should consist of minimum 8 to maximum 100 characters (A to Z).

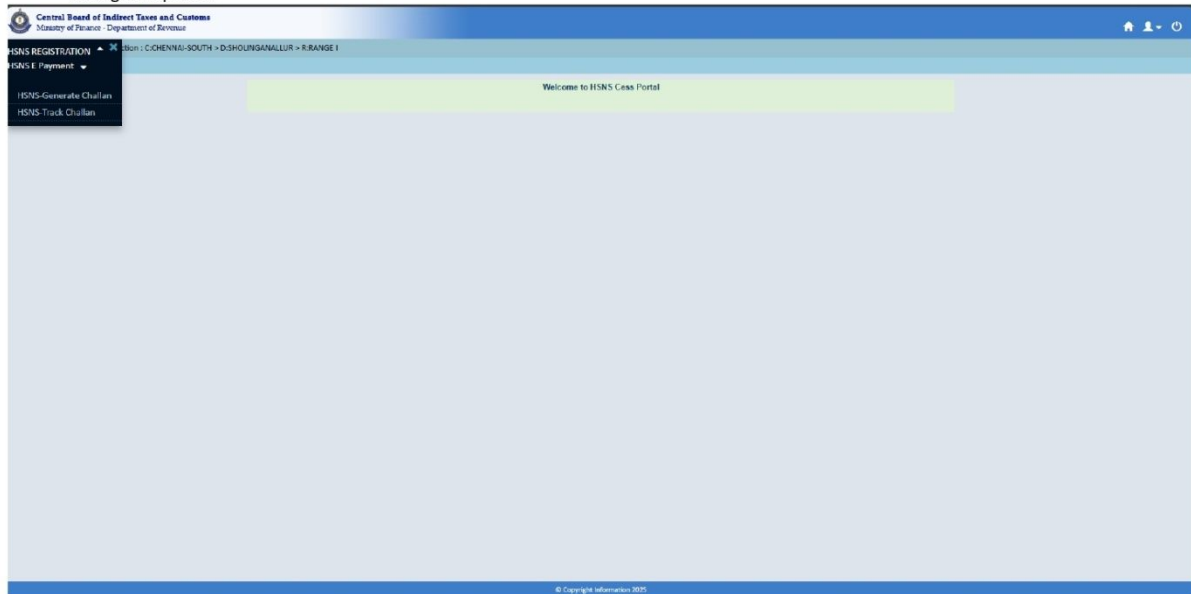
At least one special character(!@#%&*^*_), one numeral (0-9), one Uppercase letter and one Lowercase letter.

TAXPAYER DASHBOARD

13. After logging in with the username and password, the Taxpayer Dashboard will be as below



14. Thereafter, by clicking the "Menu" tab, taxpayer is facilitated to pursue any online transactions like e-payment of Cess, e-filing of Declaration, etc. through the portal.



15. REG-01 will be processed by the Proper Officer and Registration will be granted. The Registration Certificate in form HSNS REG-02 will be generated by system. The Registration Number syntax will be same as Temporary Registration Number.

FORM HSNS REG-02 <i>[See Rule 2(d)]</i> REGISTRATION CERTIFICATE <i>[Under Section 8(1) of the Health Security and National Security Cess Act, 2025]</i>	
1. Registration Number	: CCCPR0365KHS001
2. Legal Name	: Hemanth
3. Trade Name, if any	: test
4. Constitution of Business	: Limited Liability Partnership
5. Address of Premise (Factory)	: Hemanth Butna Dishosha,25,25,Karakal,Tamil Nadu,609606
This is to certify that the person whose details are specified above has been registered under the provisions of the Health Security and National Security Cess Act, 2025, having acknowledged that they:	
(a) Owns / possesses / operates / manages / controls the packing machines installed at the above premises; or	
(b) Undertake the manual process at the above premises;	
by which the Specified Goods (as defined in Schedule I of the Act) are manufactured or produced.	
6. Nature of Possession of Premises/Machines	: Leased
7. Date of Issue of RC	: 22-01-2026
8. Date from which the liability of payment of cess starts	: 01-01-2026
9. Jurisdiction Details :	
- Commissionerate	: CHENNAI-NORTH
- Division	: TK10 - NUNGAMBAKKAM
- Range	: TK1001 - RANGE I
Conditions:	
1.This Registration Certificate is valid only for the premises and purposes specified in the application	
2.The Registration Certificate is not transferable.	
3.No corrections in the certificate will be valid unless the request for any correction/change is applied for and the same is acknowledged.	
4.This certificate shall remain valid till the Registrant carries on the activity for which it has been issued or it is cancelled.	
5.The grant of this certificate shall be without prejudice to the rights of any other person (s) over the registered premises or purpose to which such person may be lawfully entitled.	
Note:	
1. This is a system-generated copy of the Registration Certificate. Hence, there is no need for the signature/ stamp of the officer on it.	
2.The Registration is subject to post facto verification of the details by the proper officer.	

If Proper Officer raises any query, Taxable person will receive it offline and reply for the same has to be submitted offline only.

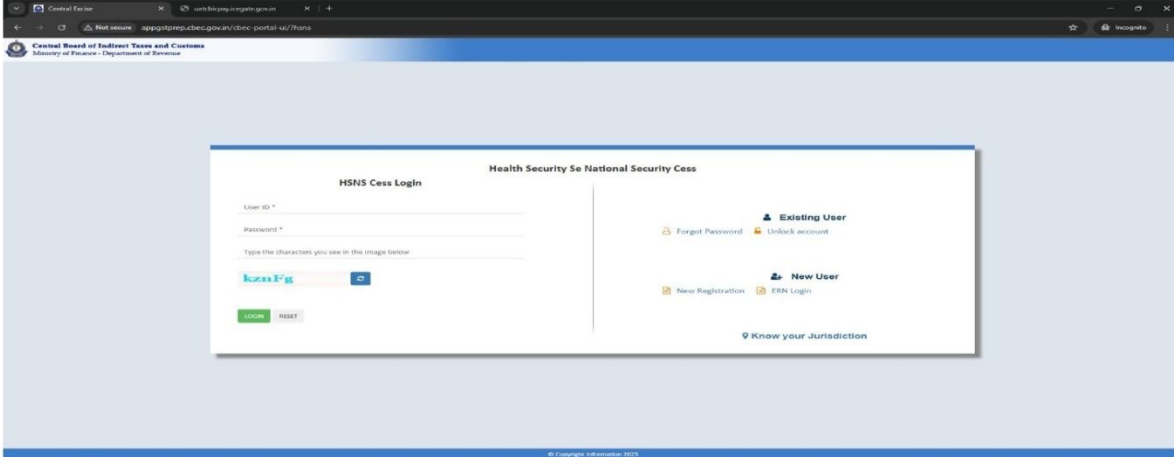
If the Proper Officer Rejects the REG-01 on the grounds that the application is found to be deficient or reply to query is not satisfactory, fresh application has to be submitted by the taxable person. Rejection intimation will be sent to the Taxable person through Email.

ANNEXURE B- PAYMENT OF HSNS CESS

The monthly cess payable under Section 4 shall be paid by the registered person electronically in the Form HSNS PMT-01, **by the 7th day of the same month** for which liability is calculated.

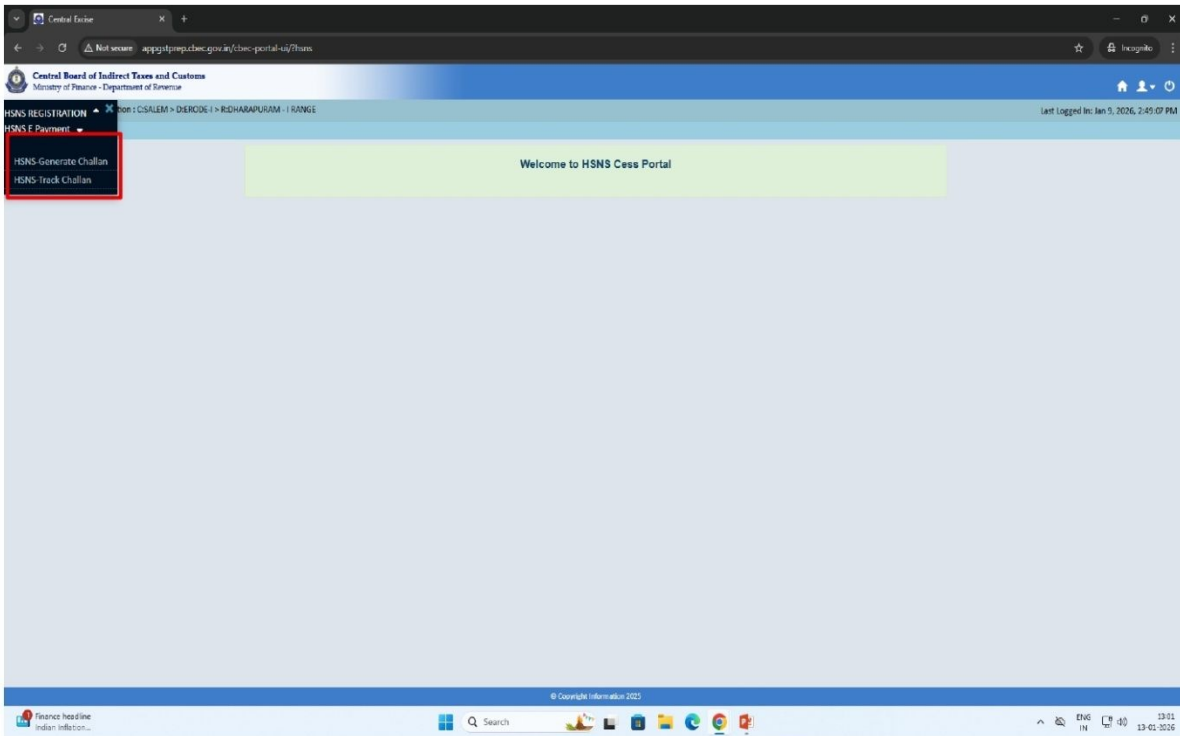
Step by Step Procedure to Login to the Portal to make Payment towards HSNS Cess Liability is as follows.

Step 1: Taxpayer needs to log in to portal with existing user id and password

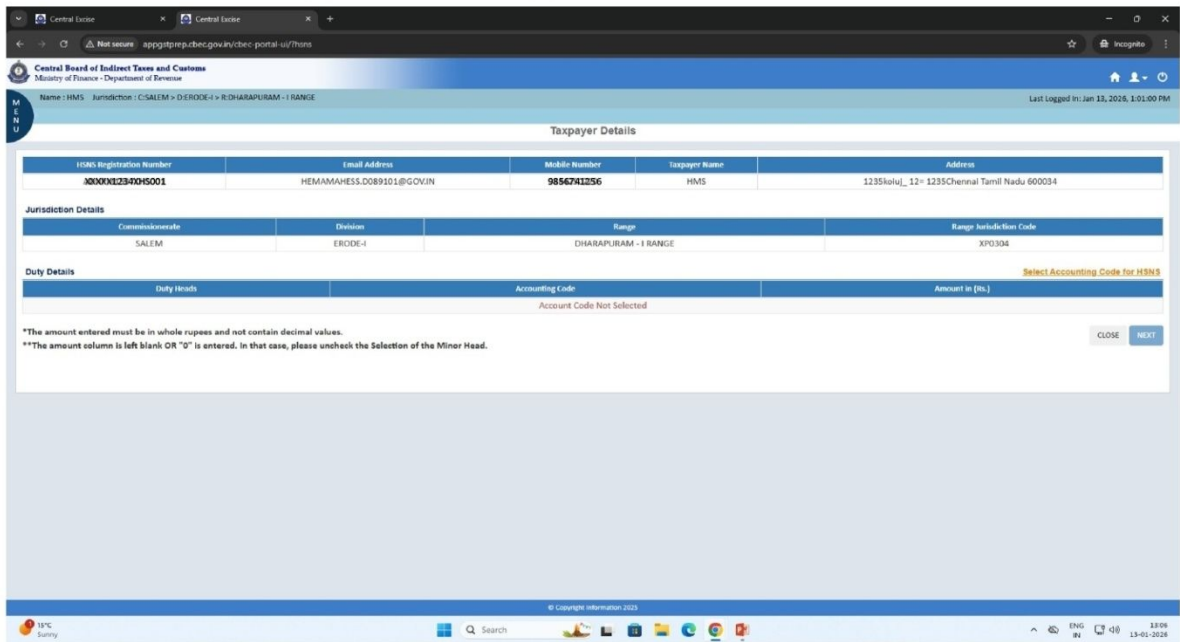


The screenshot displays the HSNS Cess Login portal interface. The page title is "Health Security Se National Security Cess". The main heading is "HSNS Cess Login". The interface is divided into two columns. The left column contains the login fields: "User ID", "Password", and a CAPTCHA verification section with the instruction "Type the characters you see in the image below". Below these fields are "LOGIN" and "RESET" buttons. The right column contains links for "Existing User" (with sub-links "Forgot Password" and "Unlock account") and "New User" (with sub-links "New Registration" and "EIN Login"). At the bottom right of the right column is a link "Know your Jurisdiction". The footer of the page indicates "© Copyright Information 2023".

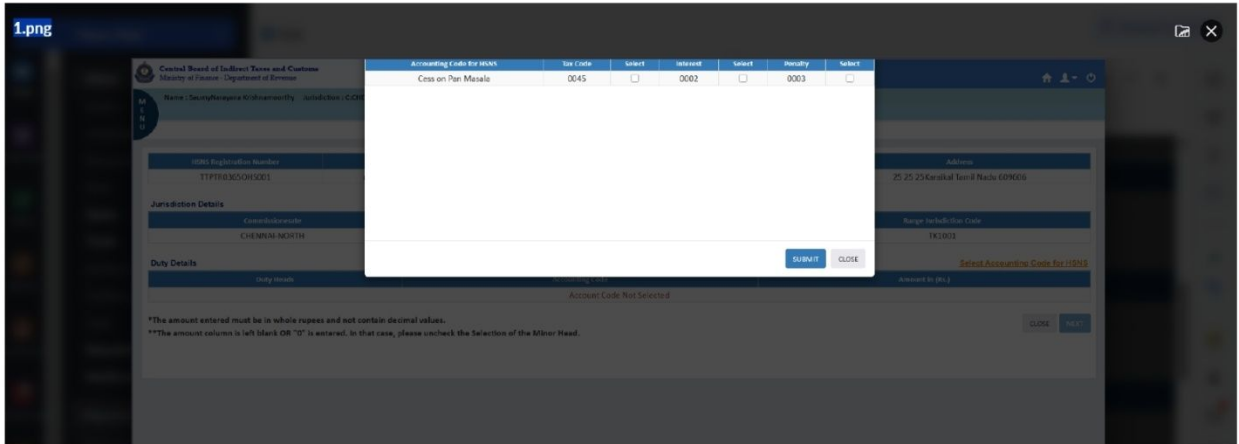
Step 2: Under menu > E-Payment, two options are available viz. "HSNS- Generate Challan" and "HSNS- Track Challan".



Step 3: On clicking "HSNS- Generate Challan", system displays new screen where taxpayer details such as HSNS Registration Number, email address, mobile number, Taxpayer Name etc. will be displayed.



Step 4: Taxpayer needs to select the appropriate accounting code mentioned against CESS on Pan Masala, Interest (if any) & Penalty (if any). Major Accounting Head code allotted for payment of **HSNS Cess is 0045**. There will be a separate Minor Accounting Head code for HSNS Cess, Interest and Penalty.



Step 5: Now taxpayer needs to enter the amount (only whole number and not in decimals) corresponding to each accounting code and the total amount is auto calculated by the system, then click on next button.

Central Board of Indirect Taxes and Customs
Ministry of Finance - Department of Revenue

Name : SaumyNarayana Krishnamoorthy Jurisdiction : C:CHENNAI-NORTH > D:NUNGAMBAKKAM > R:RANGE I Last Logged In: Jan 28, 2026, 12:40:36 PM

Taxpayer Details

HSNS Registration Number	Email Address	Mobile Number	Taxpayer Name	Address
TTPTR03650HS001	rnragu26@gmail.com	9442494240	SaumyNarayana Krishnamoorthy	25 25 25Karaikal Tamil Nadu 609606

Jurisdiction Details			
Commissionerate	Division	Range	Range Jurisdiction Code
CHENNAI-NORTH	NUNGAMBAKKAM	RANGE I	TK1001

Duty Details		
Duty Heads	Accounting Code	Amount in (Rs.)
Cess on Pan Masala	0045	12,000
Total Amount Rs.		12,000
Total Challan Amount (In words)		Rupees Twelve Thousand Only

*The amount entered must be in whole rupees and not contain decimal values.
**The amount column is left blank OR "0" is entered. In that case, please uncheck the Selection of the Minor Head.

Step 6: Taxpayer will have the option to "Edit" or "Generate Challan".

Step 7: If "Edit" is selected, it will be navigated to the previous screen and corrections can be made. After making necessary correction, the taxpayer can click "Generate Challan".

Central Board of Indirect Taxes and Customs
Ministry of Finance - Department of Revenue

Name: SaamyNarayana Krishnamoorthy | Jurisdiction: CHENNAI-NORTH - D/MUNGAMBAKKAM - R-RANGE 1 | Last Logged in: Jan 28, 2026, 12:41:12 PM

Taxpayer Details

HSN Registration Number	Email Address	Mobile Number	Taxpayer Name	Address
TFTTR03650HS001	mrnagu26@gmail.com	9442494240	SaamyNarayana Krishnamoorthy	25 25 25Karaikal Tamil Nadu 609606

Commissionerate	Division	Range	Range Jurisdiction Code
CHENNAI-NORTH	NUNGAMBAKKAM	RANGE 1	TK1001

Duty Heads	Accounting Code	Amount in (Rs.)
Cess on Pan Masala	0045	12,000
Total Amount Rs.		12,000
Total Challan Amount (in words)		Rupees Twelve Thousand Only

*The amount entered must be in whole rupees and not contain decimal values.
**The amount column is left blank OR "0" is entered. In that case, please uncheck the Selection of the Minor Head.

Step 8: On clicking "Generate Challan", CTIN (Challan Temporary Identification Number) will be generated within 30 seconds.

Challan Status

Please wait Challan Generation will complete in:

28

Central Board of Indirect Taxes and Customs
Ministry of Finance - Department of Revenue

Name: HNS ANJUDAN /CSALEM - ERODE - R-RANGAPURAM - RANGE 1 | Last Logged in: Jan 11, 2026, 1:03:40 PM

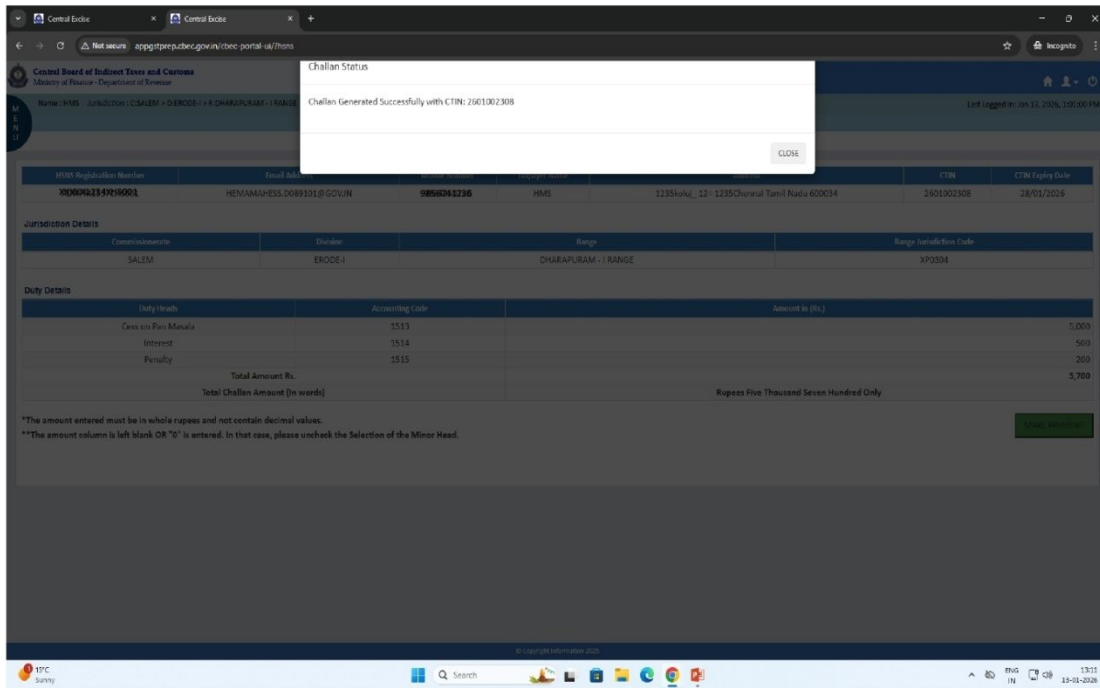
HSN Registration Number	Email Address	Mobile Number	HSN	Address
KENNY1230H6001	HEMMAHESH.D08312L@GOV.IN	9880241236	HNS	1235kolai_12-1235Chennai Tamil Nadu 600034

Commissionerate	Division	Range	Range Jurisdiction Code
SALEM	ERODE-1	DHARAPURAM - I RANGE	IPC004

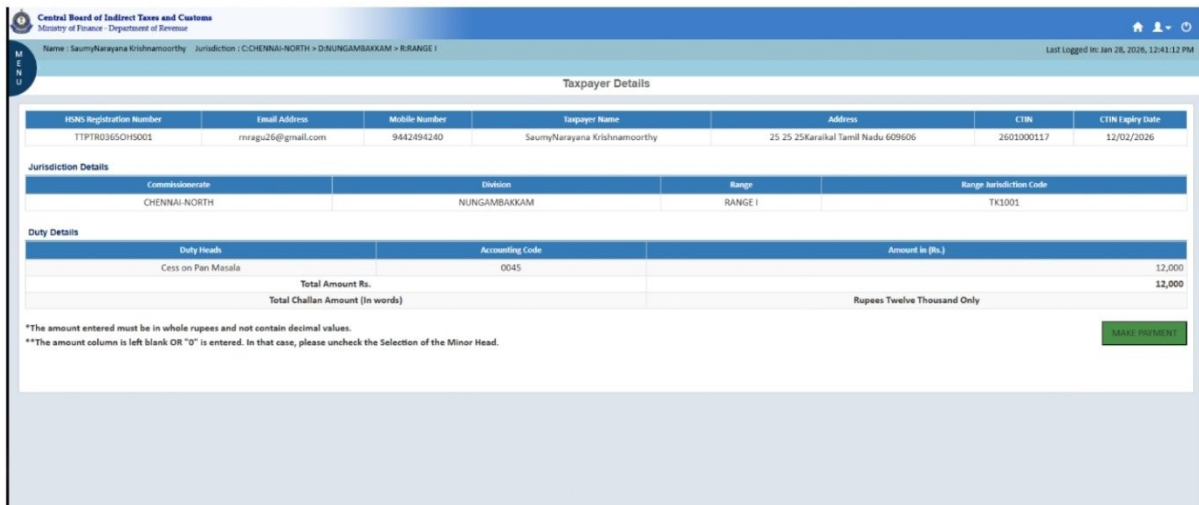
Duty Heads	Accounting Code	Amount in (Rs.)
Cess on Pan Masala	1513	5,000
Interest	1514	500
Penalty	1515	200
Total Amount Rs.		5,700
Total Challan Amount (in words)		Rupees Five Thousand Seven Hundred Only

*The amount entered must be in whole rupees and not contain decimal values.
**The amount column is left blank OR "0" is entered. In that case, please uncheck the Selection of the Minor Head.

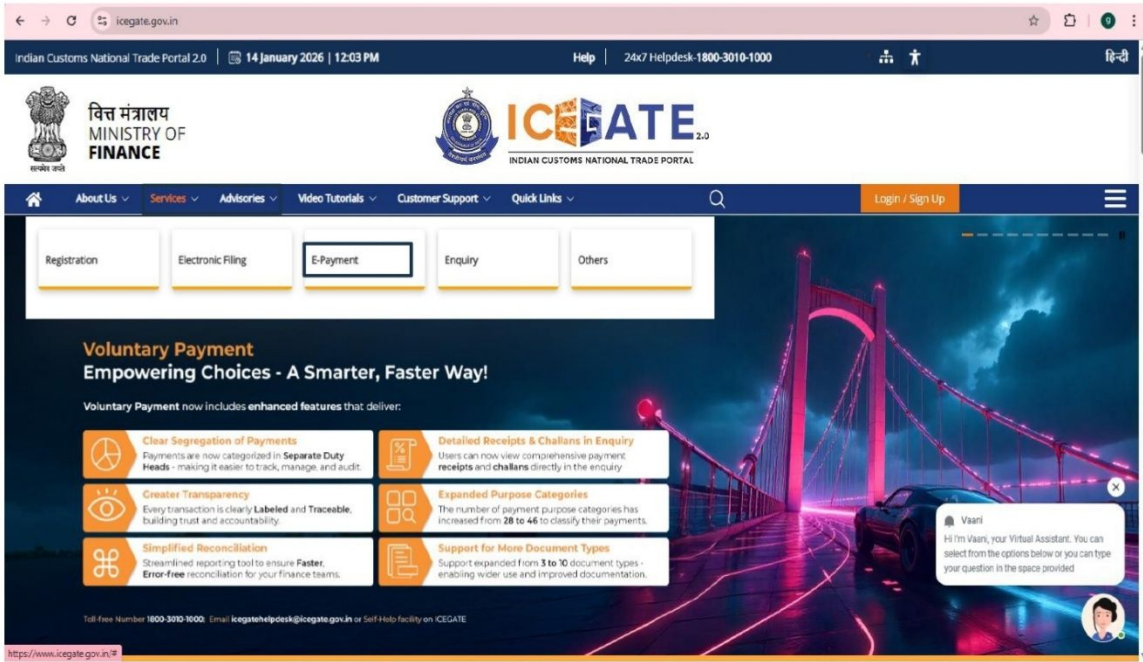
Step 9: Screen will show confirmation message – “Challan generated successfully with CTIN -----”. Generated Challan will be valid only for 15 days.



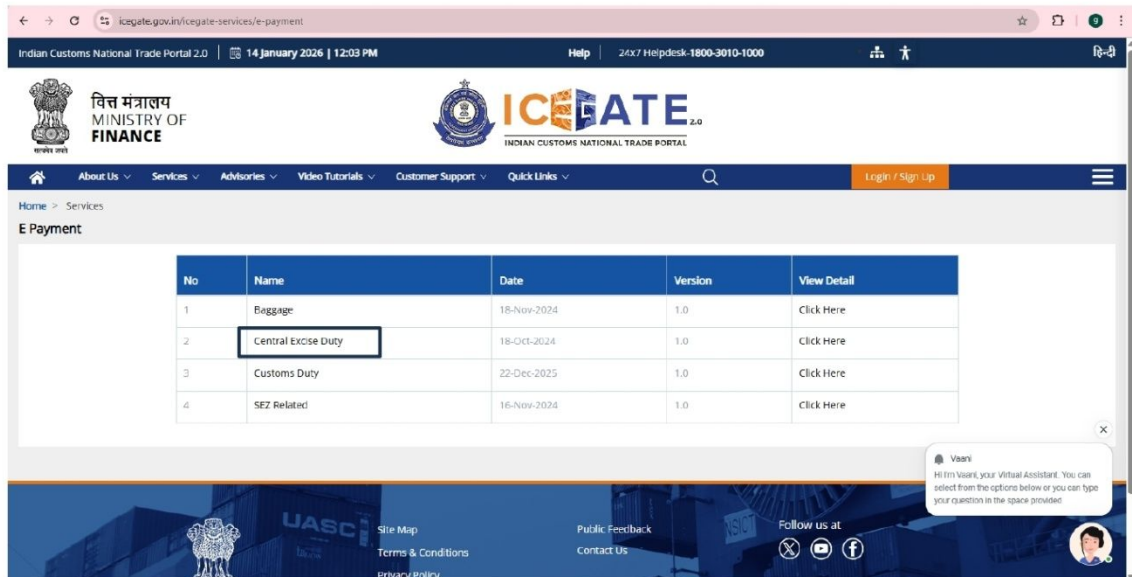
Step 10: Once challan with CTIN creation is confirmed, “click make payment”. It will navigate to ICEGATE portal from where the taxpayer can make payment or the taxpayer can also log into www.icegate.gov.in



Step11: ICEGATE PORTAL (EXTERNAL)



Step 12: Under ICEGATE PORTAL > HOME PAGE, select SERVICES > e-PAYMENT > CENTRAL EXCISE



Step 13: Select HOME >Under Central Excise/Service Tax/HSNS Cess > Select Document type HS.

Indian Customs National Trade Portal 2.0 | 23 January 2026 | 06:04 PM | Help | 24x7 Helpdesk-1800-3010-1000

FINANCE INDIAN CUSTOMS NATIONAL TRADE PORTAL

Public Enquiries

ECL Custom Duty

Home Enquiry Module

Central Excise/ Service Tax/ HSNS CESS SEZ Custom Duty Unaccompanied Baggage Customs Duty

Doc Type *
HS
CE
ST

Location *
Please Select Location

Captcha *
YRL27D

Proceed

Step 14: Under Identification number, enter 15-digit(Alphanumeric) HSNS Cess Registration Number.

Indian Customs National Trade Portal 2.0 | 23 January 2026 | 05:59 PM | Help | 24x7 Helpdesk-1800-3010-1000

FINANCE INDIAN CUSTOMS NATIONAL TRADE PORTAL

Public Enquiries

ECL Custom Duty

Home Enquiry Module

Central Excise/ Service Tax/ HSNS CESS SEZ Custom Duty Unaccompanied Baggage Customs Duty

Doc Type *
HS

Location *
ANANTAPUR - 1 RANGE (YL0201)

Identification Number *
LOHIT4588AHS001

Captcha *
1LKWY8

1LKWY8 Proceed

Step 15: Under Location code, enter 6-digit Range Jurisdiction code as mentioned in the Challan generated originally

Public Enquiries
ECL Custom Duty

Home Enquiry Module

Central Excise/ Service Tax/ HSNS CESS SEZ Custom Duty Unaccompanied Baggage Customs Duty

Doc Type *
HS

Identification Number *
LOHIT4588AHS001

Captcha *
1LKWY8

1LKWY8

Location *
ANANTAPUR - 1 RANGE (YL0201)

Proceed

Step 16: On Clicking "Proceed" button, list of Challans ready for payment will be displayed. Taxpayers can select one or multiple challans to make payment by clicking "Proceed for Payment" button

Public Enquiries
ECL Custom Duty

Home Enquiry Module

Central Excise/ Service Tax/ HSNS CESS SEZ Custom Duty Unaccompanied Baggage Customs Duty

Doc Type *
HS

Identification Number *
LOHIT4588AHS001

Captcha *
1LKWY8

1LKWY8

Location *
ANANTAPUR - 1 RANGE (YL0201)

Proceed

Select Challan from the list of Unpaid challans

Indian Customs National Trade Portal 2.0 | 23 January 2026 | 06:00 PM | Help | 24x7 Helpdesk-1800-3010-1000

Public Enquiries

List of Unpaid Challans

Identification Number : LOHIT4588AH5001 | Location Code : ANANTAPUR - 1 RANGE(YL0201) | Document Type : HS

Sr.No	Select <input type="checkbox"/>	Challan Number	demo.challanType	Challan Date	Document Number	Document Date	Total Amount
1	<input type="checkbox"/>	2601002319	Fresh	Jan 19, 2026, 4:45:50 AM	8089201649	19-01-2026	27992
2	<input type="checkbox"/>	2601002317	Fresh	Jan 19, 2026, 4:44:49 AM	7809825709	19-01-2026	536556
3	<input type="checkbox"/>	2601002316	Fresh	Jan 19, 2026, 4:44:15 AM	3190113541	19-01-2026	41247
4	<input type="checkbox"/>	2601002315	Fresh	Jan 19, 2026, 4:43:25 AM	2240574397	19-01-2026	6545454
5	<input type="checkbox"/>	2601002273	Fresh	Jan 9, 2026, 4:37:26 AM	1121142741	09-01-2026	36254154

You can select maximum 10 challans at a time

Select Challan

Proceed for Payment

Indian Customs National Trade Portal 2.0 | 23 January 2026 | 06:00 PM | Help | 24x7 Helpdesk-1800-3010-1000

Public Enquiries

ECL Custom Duty

List of Selected Unpaid Challans

Identification Number : LOHIT4588AH5001 | Location Code : ANANTAPUR - 1 RANGE(YL0201) | Document Type : HS

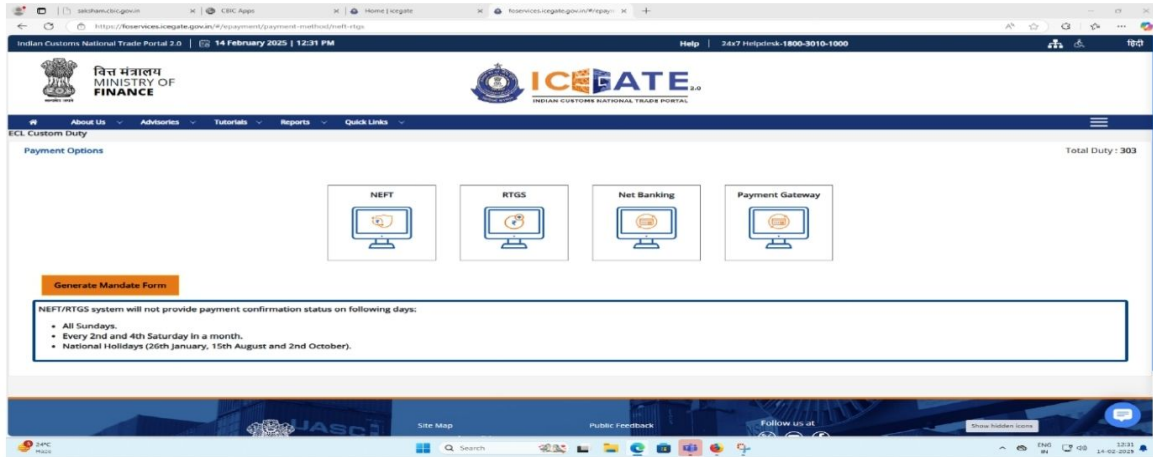
Sr.No	Challan Number	Challan Date	Document Number	Document Date	Total Amount
1	2601002319	Jan 19, 2026, 4:45:50 AM	8089201649	19-01-2026	27992

Back

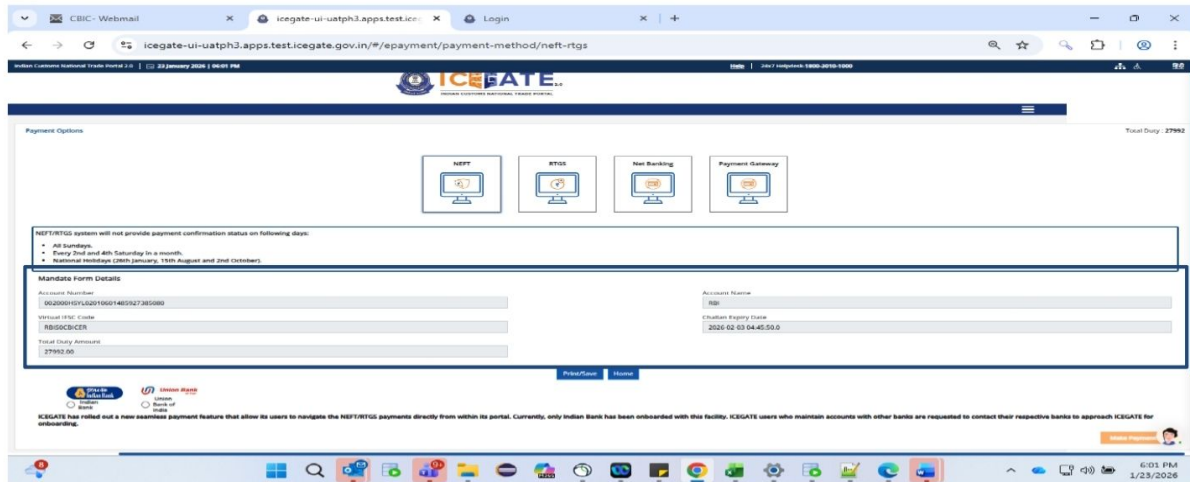
Proceed for Payment

MODE OF PAYMENTS

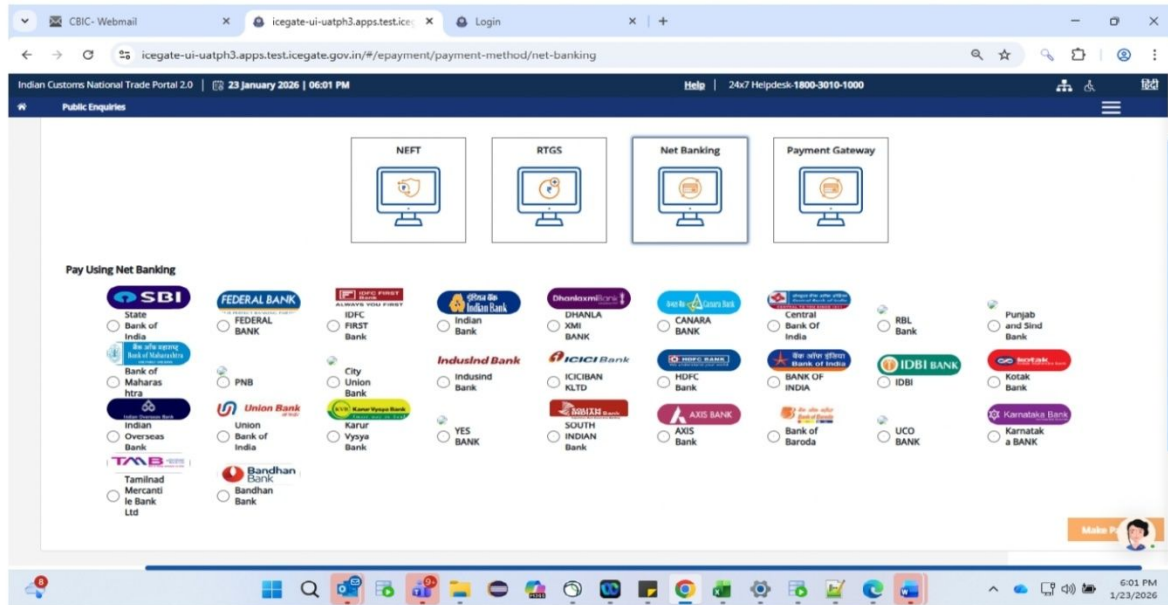
Step 17 : After selecting challans, click MAKE PAYMENT/PROCEED. Then 4 options viz. NEFT, RTGS, Net Banking and Payment Gateway will be available for making payment.




After Generation of Mandate Form, the following screen will appear for making payments under NEFT/RTGS,



On clicking Net banking, the following screen will appear



On clicking Payment Gateway, the following screen will appear



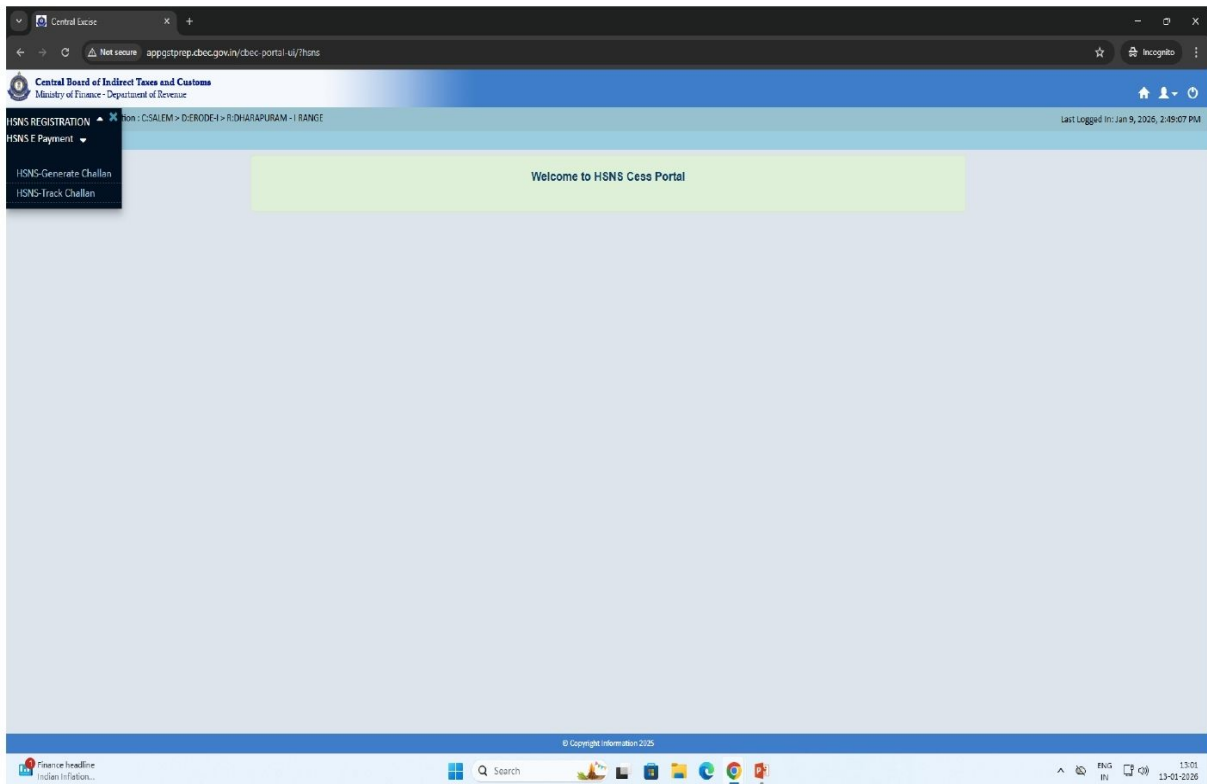
Step 18: Taxpayer can initiate the NEFT/RTGS transactions either online or take a printout of the mandate form and present it and make payment at any authorized bank branch.

Step 19: If payment is initiated online, confirmation of payment message will be displayed in ICEGATE Portal.

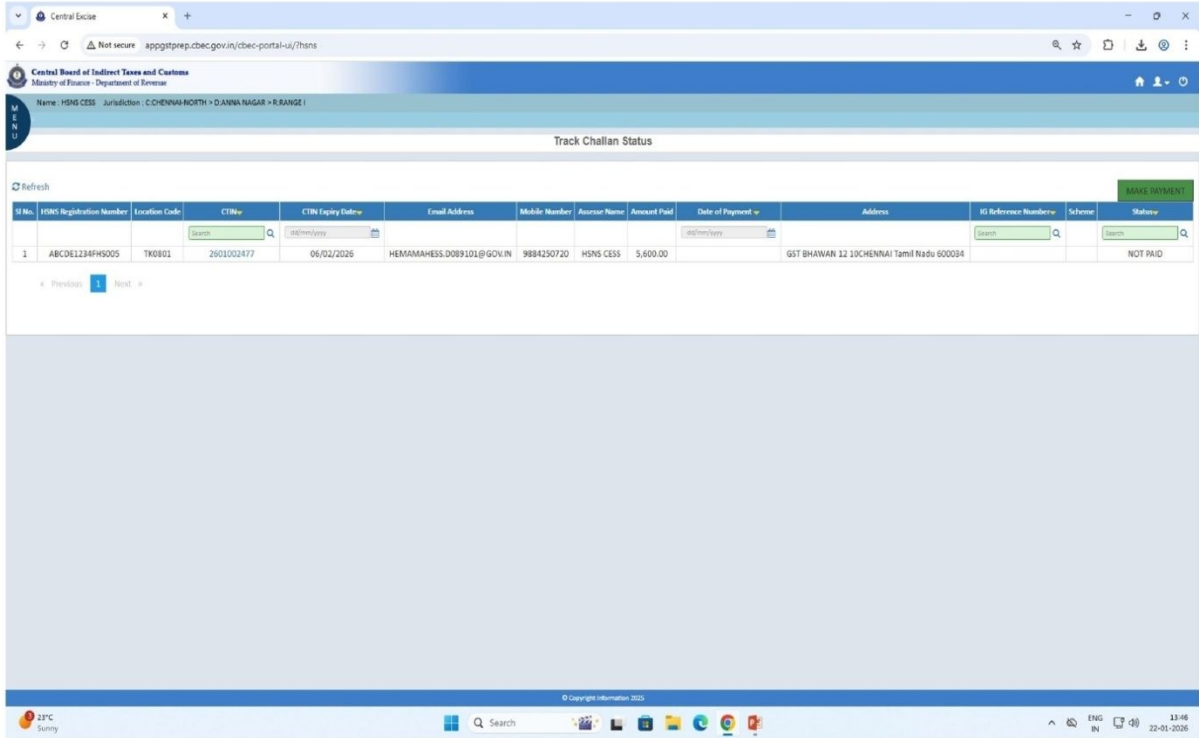
Step 20: If the payment is made successfully by the taxpayer, the taxpayer can check the status in the ICEGATE PORTAL > HOME PAGE, select SERVICES > e-PAYMENT > CENTRAL EXCISE. Select ENQUIRY> Central Excise/Service Tax/HSNS Cess, then follow Step13,14 &15.

TRACKING OF CHALLAN

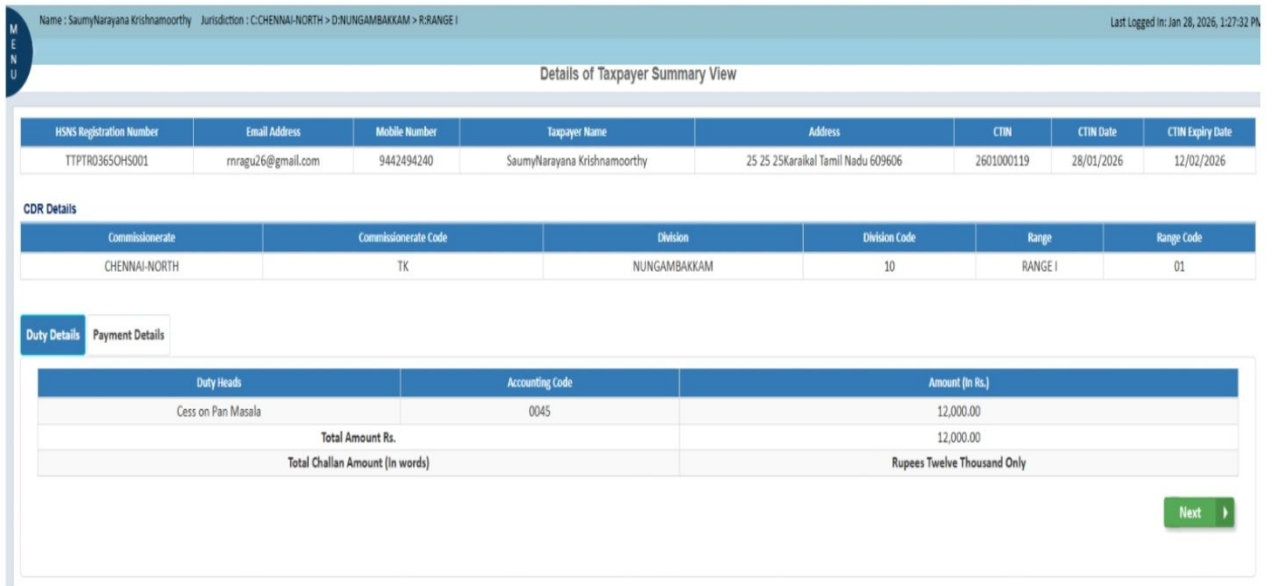
Step 21: The taxpayer can also check the status of challan Under Menu>HSNS TRACK CHALLAN



Step 22: On clicking "HSNS TRACK CHALLAN", status of challan will be displayed as "PAID/NOT PAID"



Step 23: On clicking the hyperlink under CTIN, Details of Taxpayers summary view will be displayed.



Step-24- On clicking download payment receipt, e-receipt for HSNS CESS payment will appear similar to Central Excise e-receipt.

Central Board of Indirect Taxes and Customs (CBIC)					
e-Receipt for Central Excise & Service Tax Payments					
CTIN Number :	2001002354	CTIN Date:	19/1/20 5:48 PM	CTIN Expiry Date:	3/2/20 12:00 AM
Payment Particulars					
Transaction Acknowledgement Number :	IG2011920260548066617528462542				
IG Reference Number :	002000HSTK10010303383057657873				
CIN :	C2001261505296599		CIN Date :	20-01-2026	
Name of the Bank :	FEDERAL BANK LTD.		BSR Code :		
Details Of the Assessee					
Registration Number :	CHTPE0365IHS001		Assessee Name :	Kiran	
Address :	tets test tsetdset Andaman and Nicobar Islands 609606				
Mobile Number :	9442494240		Email Id :	rnragu26@gmail.com	
Commissionerate :	CHENNAI-NORTH	Commissionerate Code :	TK		
Division :	NUNGAMBAKKAM	Division Code :	10		
Range:	RANGE I	Range Code :	01	Location Code :	TK1001
Details of Deposits					
Central Excise/ Service Tax	Description of Duty	Accounting Code		Amount Tendered	
HS	Cess on Pan Masala			Rs. 3,256.00/-	
HS	Cess on Pan Masala			Rs. 652.00/-	
HS	Cess on Pan Masala			Rs. 536.00/-	
Total Amount (in Rs.)	Rs. 4,444.00/-				
Total Amount (in Words.)	Rupees Four Thousand Four Hundred and Forty Four Only				
Payment Mode :	Online		Payment Channel :	NB	
NOTES :					
1. Status of the Transaction can be tracked under "Track Challan" under Menu-->Epayment					
2. Payment status will be set as "PAID" for this Transaction					
3. This is a system generated Receipt					

ANNEXURE C - HELP DESK

Help desk currently used for ACES GST portal will cater to the needs of Taxpayers and Tax officers.

Mail Id: cbicmitra.helpdesk@icegate.gov.in

Toll Free Number: 18004250232